



الشركة الوطنية للتربية والتعليم
NATIONAL COMPANY FOR LEARNING & EDUCATION

INVESTOR PRESENTATION

FY 2024

Disclaimer

Information contained in this document is subject to change without further notice and it may not contain all material information concerning National Company for Learning and Education and its subsidiaries (the Company). The Company is not liable or responsible of accuracy of referenced information from external parties and the accuracy of data in this document. Investors should review the relevant announcements and financials published on Tadawul website and obtain professional advice where appropriate. The Company accepts no liability and will not be liable or responsible for any loss or damage arising directly or indirectly from the use of the contents of this document.

Information in this document contains projections and forward-looking statements that reflect the company's current views with respect to future events and financial performance. These views are based on current assumptions which are subject to various risks and may change over time. No assurance can be given that future events will occur, that projections will be achieved, or that the Company's assumptions are correct. Actual results may differ materially from those projected.

This document is strictly not to be distributed without the explicit consent from the Company.



الشركة الوطنية للتربية والتعليم
NATIONAL COMPANY FOR LEARNING & EDUCATION

NCLE Overview




NCLE is celebrating its 66th anniversary since its inception in 1958




66 Years
Of Excellence in
K-12 Education



13
School Campuses
Under Operation
During 2023-2024



28.2 k
Enrolled Students



37.4 k
Existing Students
Capacity




3 K
Academic Staff



6
Greenfield Schools
Launched Last 5 yrs




4
Upcoming School
Projects
During 2024-2025



14% CAGR
5-Year Enrollment




SAR 1.3 Billion
Total Assets



20%
Return on Equity






SAR 70.9 M
Dividends
(FY 2023)





4%
Debt to Equity


Enrolled students grew to 28.2 k in FY 2024 compared to 23.4 k in FY 2023

													
	TNS – Al-Rayyan	TNS – Al-Rawabi	TNS – Al-Nozha	TNS – Qurtubah	TNS – Buraidah	Al-Khwarizmi	Al-Ghad - King Abdullah	Al-Ghad – Al-Qairwan	TNS – Al-Qairwan	TNS – Al-Aridh	TNIS – Al-Aridh	TNIS – Dhahran	Al-Salam
Establishment	1980	2009	2013	2017	2019	2010	1990	2023	2020	2021	2023	2022	1984
Location	Riyadh	Riyadh	Riyadh	Riyadh	Qassim	Riyadh	Riyadh	Riyadh	Riyadh	Riyadh	Riyadh	Dhahran	Al-Khobar
Owned / Leased	Owned	Owned	Owned	Owned	Owned	Leased Land	Leased Building	Leased Building	Owned	Leased Building	Leased Building	Owned	Owned
Curriculum	 Int'l	 Int'l	 Int'l	 Int'l	 Int'l				 Int'l		Int'l	Int'l	
Optimal Capacity	5,250	4,375	4,375	1,280**	2,625	1,220	2,200	1,720	4,550	3,000	2,520	2,300	1,950
Enrolled Students	4,452*	4,155	3,346*	1,263	2,038	1,193	1,690	385	3,924	2,376	1,003	846	1,486
Utilization	85%	95%	76%	99%	78%	98%	77%	22%	86%	79%	40%	37%	76%

 37,365 Student
FY 2024 Optimal Capacity

 28,157 Student
FY 2024 Enrolled Students

 %75 Of Optimal Capacity
FY 2024 Utilization Of Campuses

 Diversified Offering
National & International Programs

* Includes 447 Students from MEIA Academy Al-Rayyan and 644 MEIA Academy Al-Nozha.

** Qurtubah School's capacity increased from 1,050 students to 1,280 students by September 2023 as the company injected CAPEX of SAR 450 K for additional 10 classrooms to absorb increasing demand.



الشركة الوطنية للتربية والتعليم
NATIONAL COMPANY FOR LEARNING & EDUCATION



Operational Updates

NCLE students excelled in 2023/2024 academic year



NCLE won the labor award



8 NCLE students in the world robotic Olympiad



TNS 1st in table tennis among KSA schools



NCLE student won Hamdan bin Rashid prize



NCLE student 2nd in Karate among KSA schools



NCLE female students won the KSA schools football league



NCLE 8th in English Olympics in KSA



NCLE student 2nd in Taekwondo among KSA



NCLE student 1st in Gymnastic among KSA



NCLE students won 1st and 2nd in cultural awards



NCLE students first in Lego competition



NCLE female students won the KSA schools basketball league



NCLE student 1st in public speaking among KSA schools



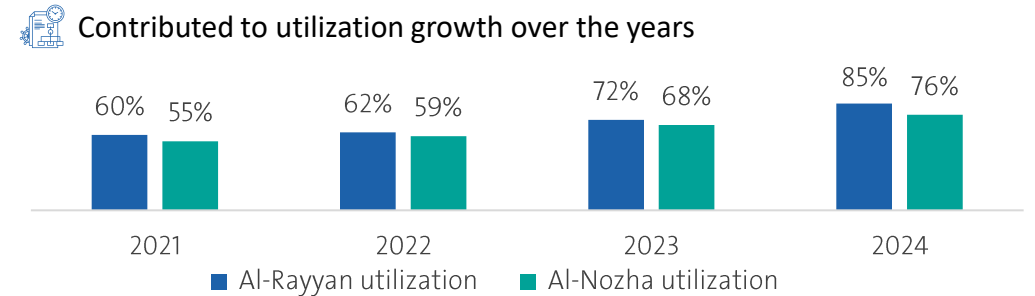
NCLE student 6th in fencing among KSA schools



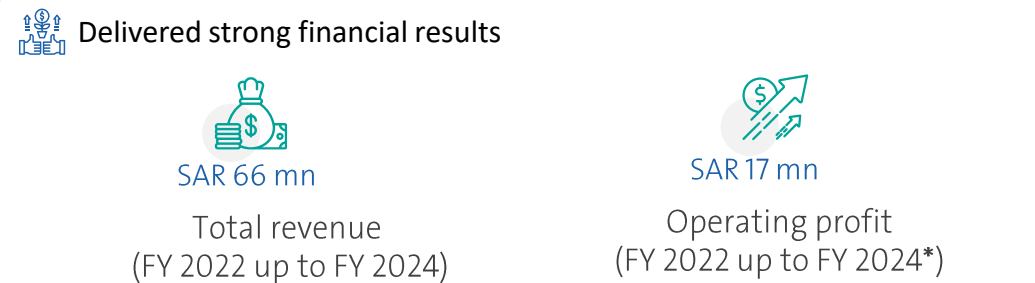
NCLE student 3rd in jujitsu among KSA schools

MEIA has played a pivotal role in championing the growth strategy for AI-Nozha and AI-Rayyan

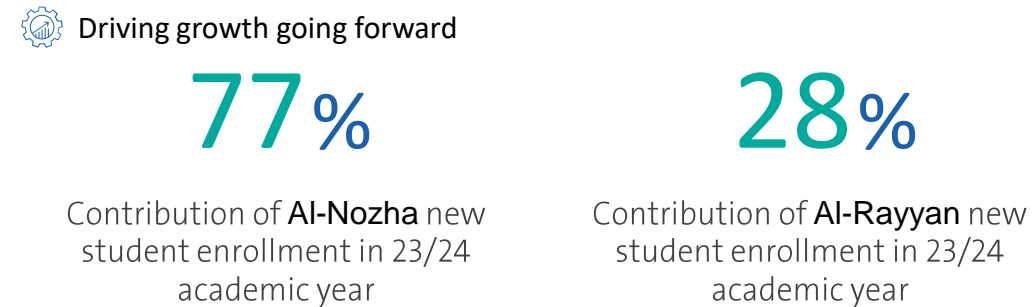
01. NCLE introduced MEIA in **AI-Rayyan** and **AI-Nozha** in academic year 2021/2022.



02. MEIA was strategically formed to enhance the utilization of **AI-Rayyan** and **AI-Nozha** campuses.



03. MEIA innovated KSA education with a pioneering full-day system, meeting working parents' needs.



* Included in-house financial statement for the year ended 31 August 2024 (12 Months) - Approximate figures

Al-Salam School flourished financially within a year post-acquisition


01. NCLE acquired Al-Salam school in Q2 of 2023.

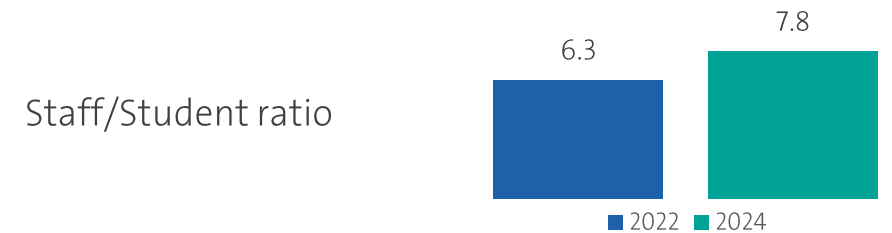
02. The school made net loss of 2.7 mn in 2022.


03. Despite student number decline, Al-Salam achieved improved financial performance in FY 2024.

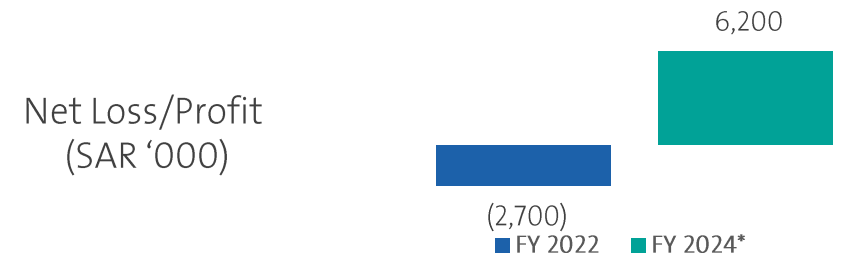
 Average tuition fees was increased in 23/24



 Efficiency improved as student to staff ratio increased



 Financial performance flourished as net profit soared



Strategic tuition and capacity adjustment has driven Qurtubah 1 growth trajectory



01.

NCLE injected minimal capital of SAR 450 K to add 10 additional classrooms in the school.



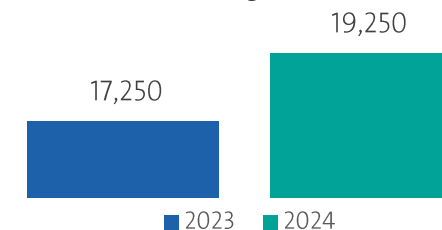
02.

Strategic tuition fee adjustment of 12% increase was introduced in the school.

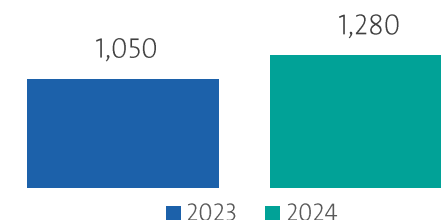


Average tuition fees was increased in 23/24

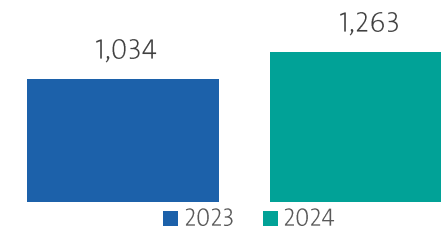
Annual average tuition (SAR)



Optimal capacity increased from 1,050 students to 1,280 students



Enrollment increased despite tuition fees hike



Al-Aridh 1 School remained unaffected even after relocating international curriculum students to the new facility, Al-Aridh 2



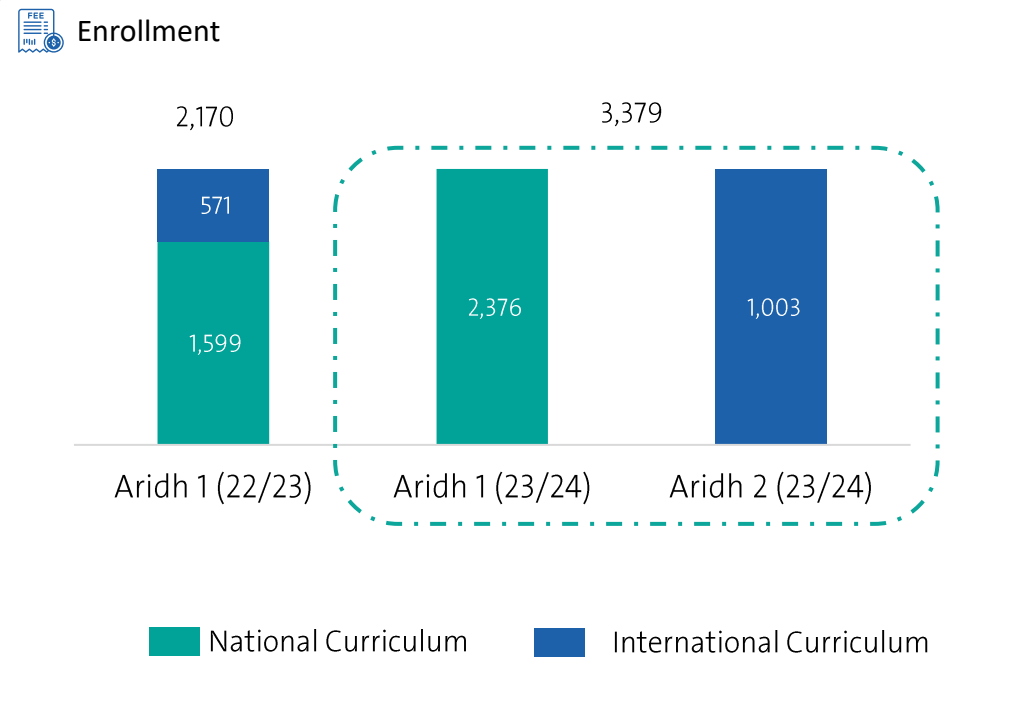
01.

NCLE leased a new building in Al-Aridh district (Aridh 2) which was opened in 23/24 academic year.



02.

The strategic operating model was to relocate international curriculum students from Al-Aridh 1 to the new building, Al-Aridh 2.



Change the Company's fiscal year end to July 31 instead of August 31 and transition plan in issuing its financial statements

01. The Company issued “audited” financial statements for the current fiscal year as an exceptionally Short Fiscal Year (11 Months) due to the execution of the transition, which starts on 1-September-2023 and ends on 31-July-2024.
02. After which and starting from the First Quarter (ending on 31-October-2024) of the fiscal year ending on 31-July-2025, the Company will issue all financial statements for the fiscal periods from the fiscal year ending on 31-July-2025 and beyond in a normal manner and in correspondence with the fiscal years of NCLE.
03. The execution of this transition will not have any effects on the Company's financial or operational performance.



الشركة الوطنية للتربية والتعليم
NATIONAL COMPANY FOR LEARNING & EDUCATION



Financial Outlook

NCLE recorded its highest earning in FY 2024 (11 months)

28.2 K



Enrolled students

+21% Growth

From 23.4 k FY 2023

SAR 565 M



Revenue

+27% Growth

Compared to 446 M FY 2023

SAR 230 M



EBITDA

+54% Growth

Compared to 149 M FY 2023

SAR 158 M



Net profit

+55% Growth

Compared to 102 M FY 2023

3.67 SAR



EPS

+55% Growth

Compared to 2.37 SAR FY 2023

27.9%



Net profit margin

22% Growth

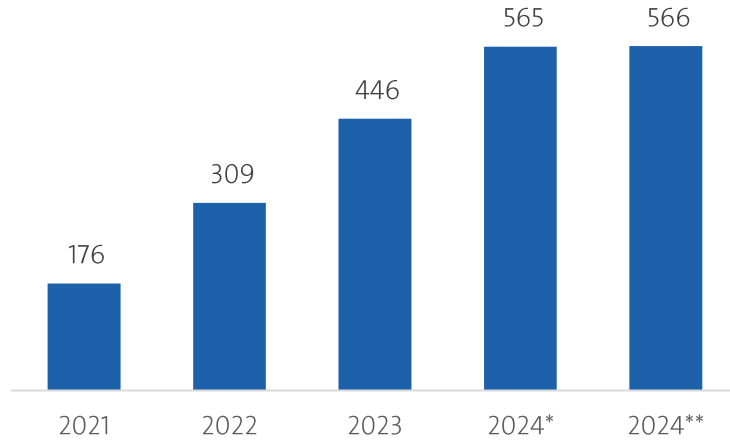
Compared to 22.8% FY 2023

NCLE maintained healthy financial growth in FY 2024 (11 months)



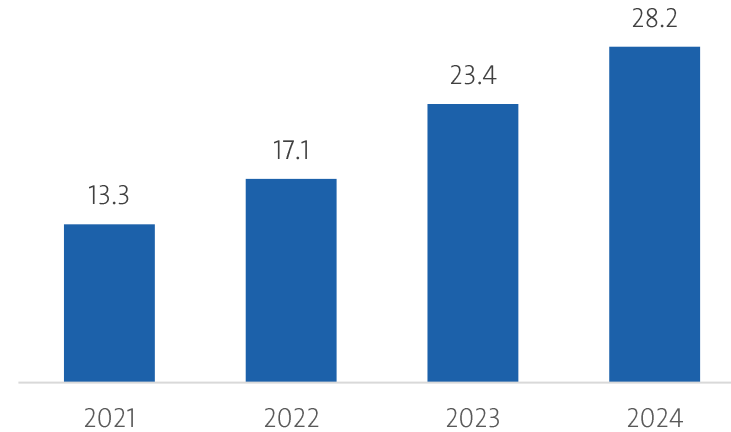
Revenues

SAR M



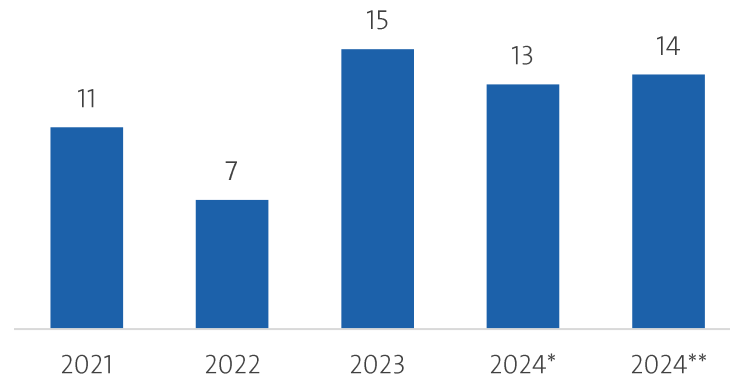
Students Numbers

Thousands



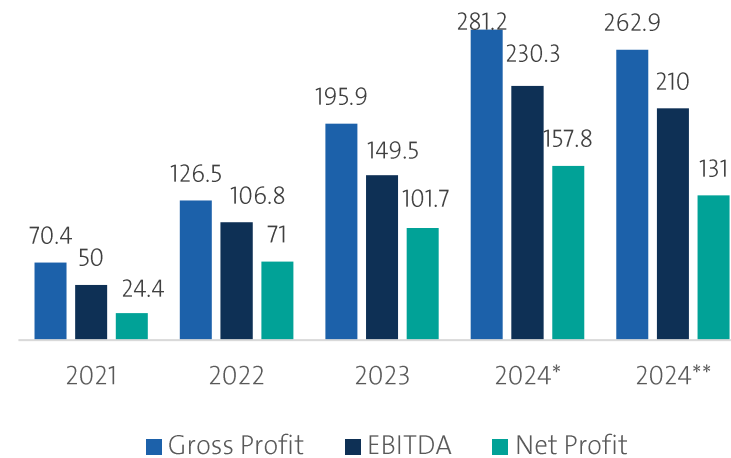
Government Grants & Subsidies

SAR M



Gross Profit /EBITDA/Net Profit

SAR M



■ Gross Profit ■ EBITDA ■ Net Profit

* As per the audited financial for the period ended 31 July 2024 (11 Months)

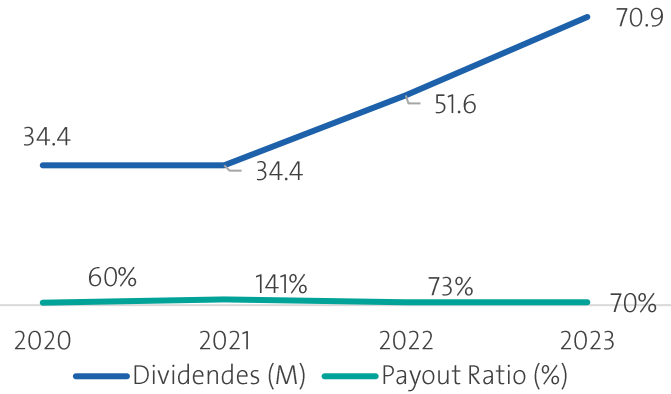
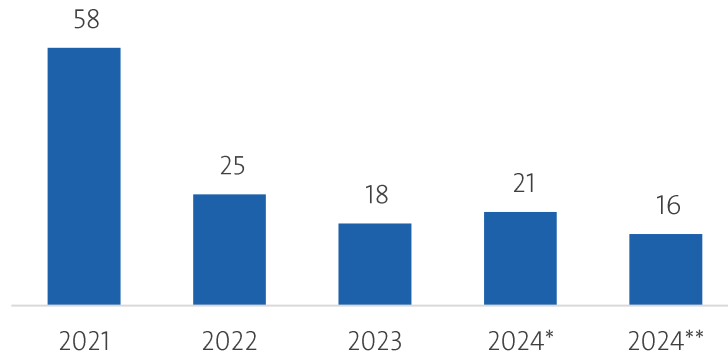
** In-house financial statement for the year ended 31 August 2024 (12 Months) - Approximate figures

NCLE maintained healthy financial growth in FY 2024 (11 months)



Accounts Receivable Days

Days

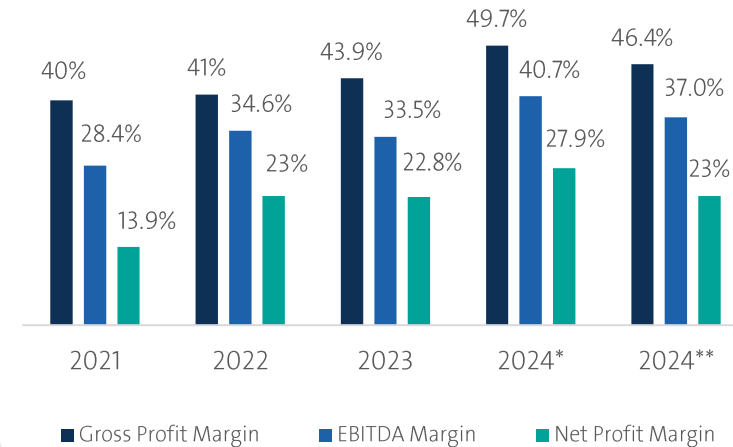
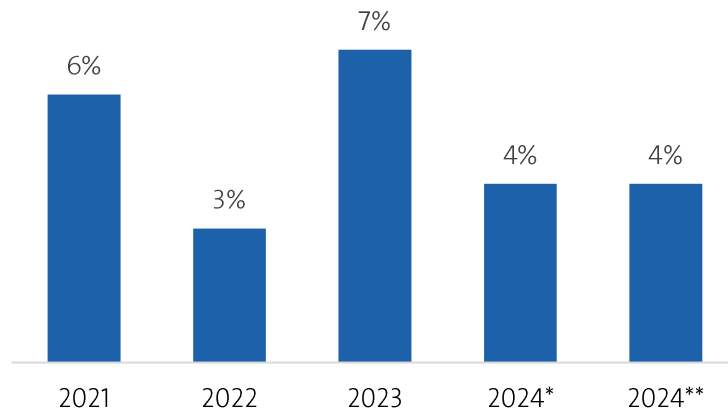


Dividendes & Payout Ratio



Debt / Equity

Percentage




Margins

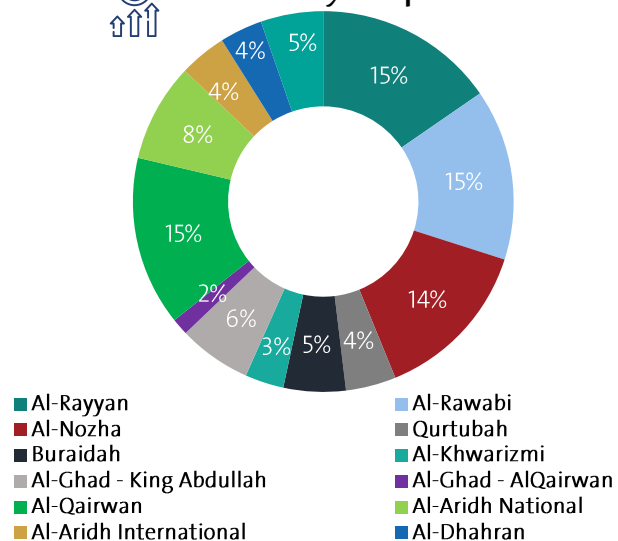
Percentage

* As per the audited financial for the period ended 31 July 2024 (11 Months)

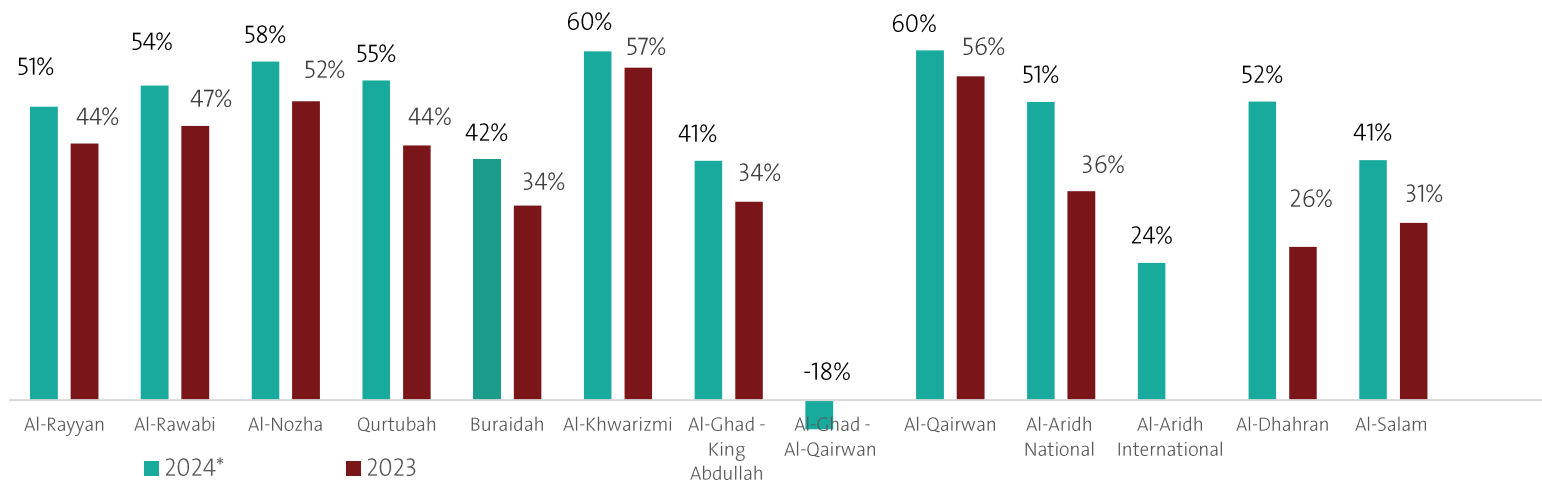
** In-house financial statement for the year ended 31 August 2024 (12 Months) - Approximate figures

NCLE campuses experienced healthy financial growth

 **Revenue By Campus**



 **Gross Margin by Campus**



Campuses	Al-Rayyan	Al-Rawabi	Al-Nozha	Qurtubah	Buraidah	Al-Qairwan	Al-Aridh National	Al-Aridh International	Al-Khwarizmi	Al-Ghad - King Abdullah	Al-Ghad – Al-Qairwan	Al-Dhahran	Al-Salam
Revenue	87,016,365	82,213,912	78,571,113	24,141,711	29,864,013	81,449,726	47,195,803	22,808,870	18,605,139	35,048,748	8,069,258	20,484,158	30,001,320
Government Grants & Subsidies	1,867,000	1,145,500	1,509,400	797,600	1,628,723	2,143,000	1,726,700	544,000	12,000	762,740	303,000	612,748	410,623
Cost	(44,817,328)	(38,728,557)	(34,214,833)	(11,623,775)	(19,081,466)	(34,438,421)	(24,634,562)	(17,953,601)	(7,427,929)	(21,330,845)	(9,863,429)	(10,544,716)	(17,985,263)
Gross Profit	44,066,037	44,630,855	45,865,680	13,315,536	12,411,270	49,154,305	24,287,941	5,399,269	11,189,210	14,480,643	(1,491,171)	10,552,190	12,426,680

* As per the audited financial for the period ended 31 July 2024 (11 Months)



الشركة الوطنية للتربية والتعليم
NATIONAL COMPANY FOR LEARNING & EDUCATION

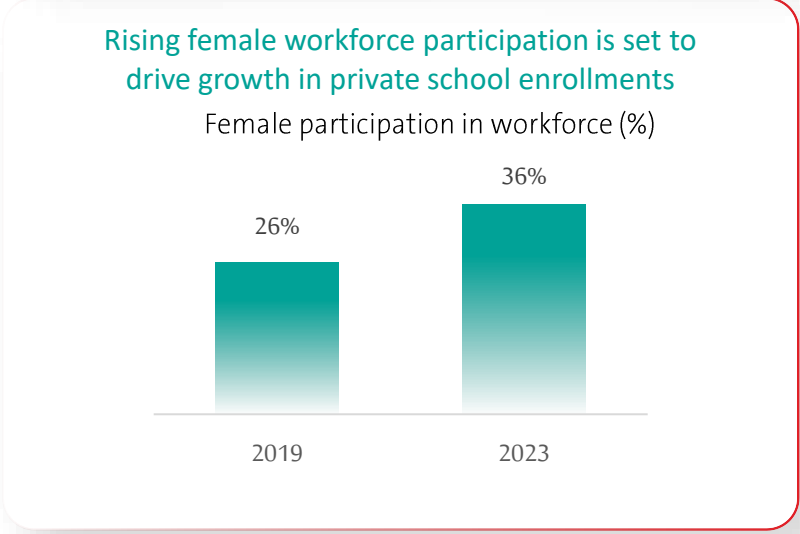
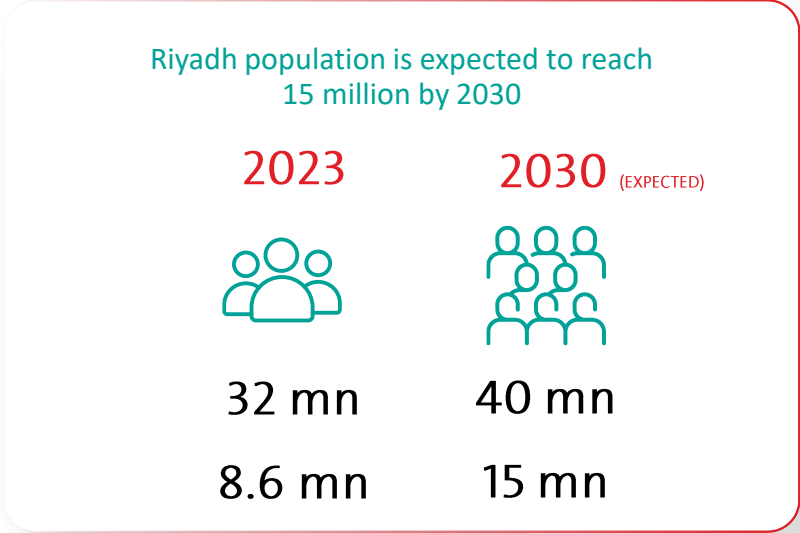
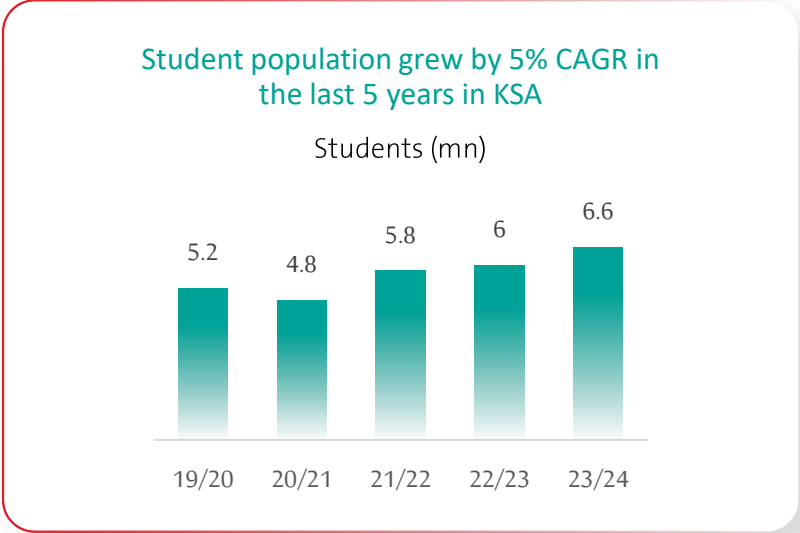


NCLE Growth Drivers

External factors ∨

- Market growth
- Private school penetration shift

Internal factors ∧



Premium Residency and Regional HQs is key contributor to growth



200+ companies moved regional HQs to Riyadh ahead of Saudi gov't contract policy



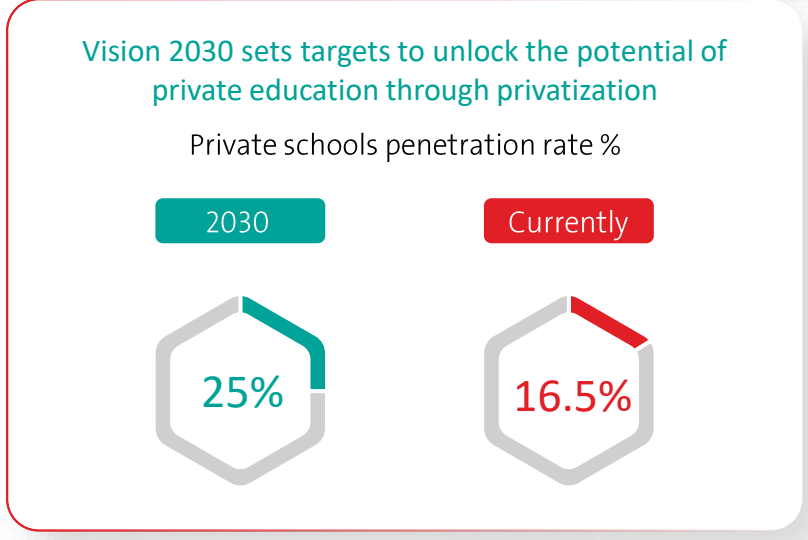
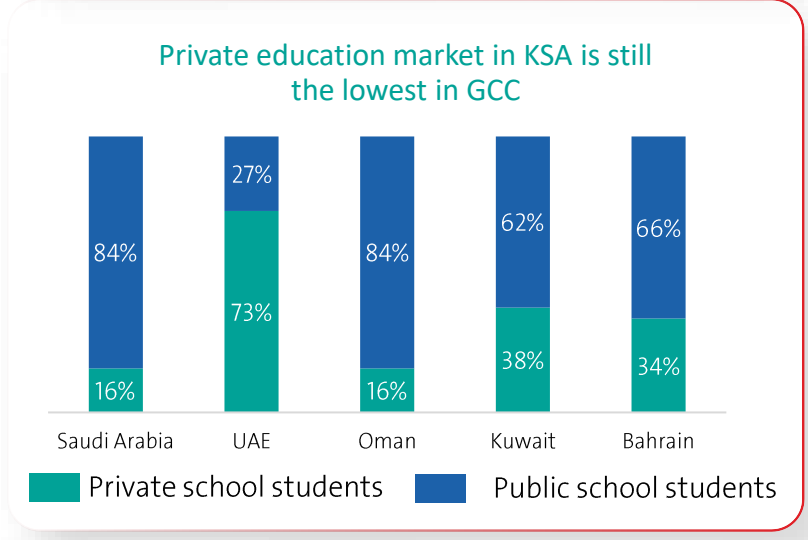
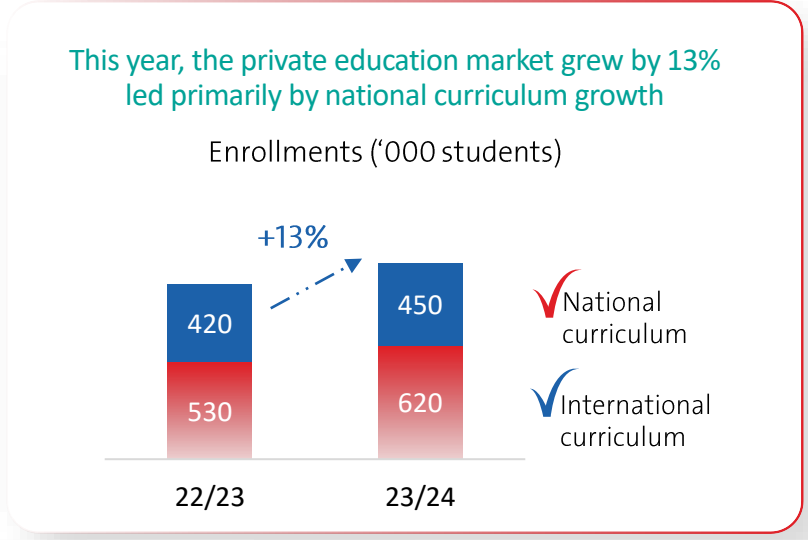
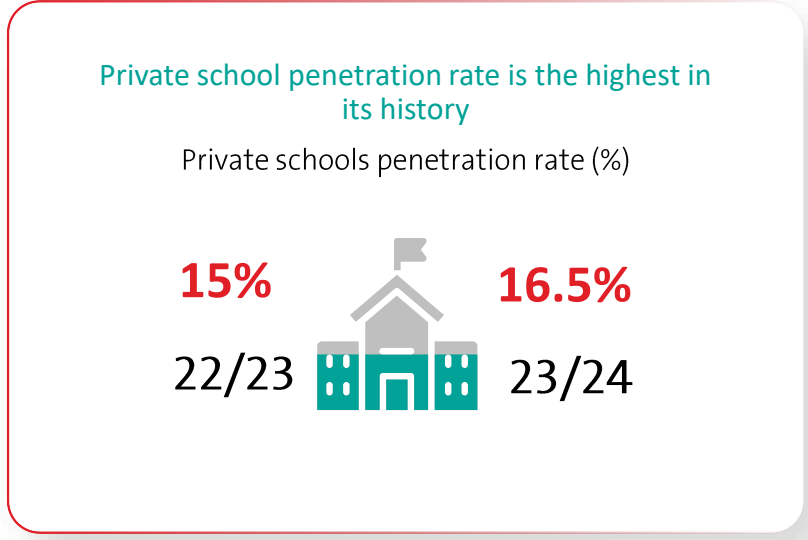
الإقامة المميزة
Premium Residency

KSA has launched premium residency

External factors ∨

- Market growth
- Private school penetration shift

Internal factors ∧



External factors ^




Internal factors v

- Maturing newly opened schools
- Hetteen school campus
- Al-Narjis school campus
- Qurtubah 2 school campus
- Al-Qairawan 3 school campus

NCLE opened 6 greenfield projects in the last 5 years which are still growing






TNS – Buraidah

	Establishment :	2019
	Optimal Capacity :	2,625
	Utilization :	78%






TNS–Al-Qairwan

	Establishment :	2020
	Optimal Capacity :	4,550
	Utilization :	86%






TNS – Al-Aridh

	Establishment :	2021
	Optimal Capacity :	3,000
	Utilization :	79%






TNIS – Dhahran

	Establishment :	2022
	Optimal Capacity :	2,300
	Utilization :	37%






TNIS – Al-Aridh

	Establishment :	2023
	Optimal Capacity :	2,520
	Utilization :	40%



Al-Ghad – Al-Qairwan

	Establishment :	2023
	Optimal Capacity :	1,720
	Utilization :	22%

External factors ^

Internal factors v

- Maturing newly opened schools
- Hetteen school campus
- Al-Narjis school campus
- Qurtubah 2 school campus
- Al-Qairawan 3 school campus



Land Area

12,650 sqm



Capacity

2 K



Opening Date

Sep 2024



Location

Riyadh, Hetteen District



CAPEX

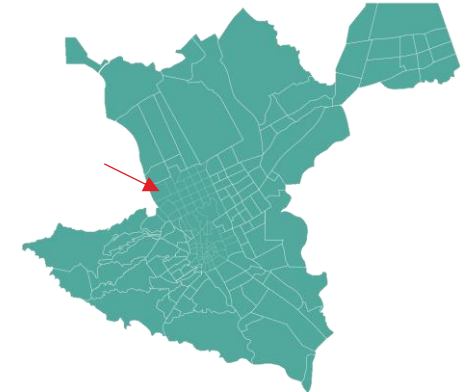
57 M SAR



Land Lease Agreement

20.5 years (including 1.5 year grace period)

SAR 2.46 mn annually and increases of 10% every 5 years



External factors

Internal factors

- Maturing newly opened schools
- Hetteen school campus
- Al-Narjis school campus
- Qurtubah 2 school campus
- Al-Qairawan 3 school campus



Land Area
9,991 sqm



Capacity
2 K



Opening Date
Sep 2024



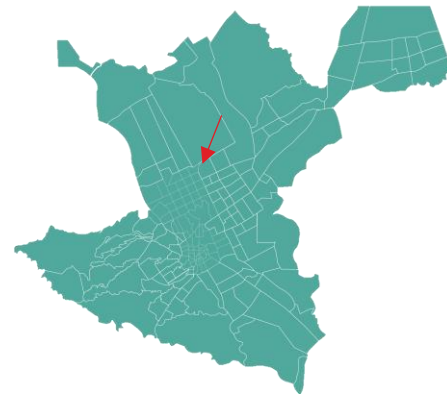
Location
Riyadh, Al-Narjis District



CAPEX
49 M SAR



Land Lease Agreement
20 years (Hijri Years) including 2 years grace period
SAR 2.15 mn annually & an annual increase of 4% starting from 11th year



External factors

Internal factors

- Maturing newly opened schools
- Hetteen school campus
- Al-Narjis school campus
- Qurtubah 2 school campus
- Al-Qairawan 3 school campus



Land Area

13,200 sqm



Capacity

2.5 K



Opening Date

Sep 2024



Location

Riyadh, Qurtubah District



CAPEX

56 M SAR



Land Lease Agreement

27 years (including 2 years grace period)

SAR1.6 mn annually and increases of 10% every 5 years



External factors ▾

Internal factors ▾

- Maturing newly opened schools
- Hetteen school campus
- Al-Narjis school campus
- Qurtubah 2 school campus
- Al-Qairawan 3 school campus



Land Area
5,250 sqm



Capacity
1.4 K



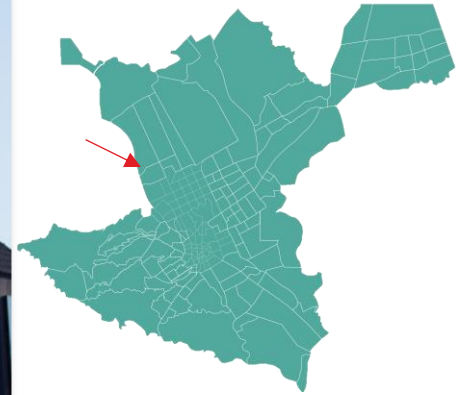
Opening Date
Sep 2024



Location
Riyadh, Al-Qairawan District



Building Lease Agreement
20 years
SR 3.75 mn annually and increases of 10% every 5 years





الشركة الوطنية للتربية والتعليم
NATIONAL COMPANY FOR LEARNING & EDUCATION

Q&A

For more information, please contact us:
investor.relations@edu.com.sa